
















	Name	Place	1 st Mile	2 nd Mile	3 rd Mile	1 Tenth	TIME		
1)	Elliott, Amanda	[19]	6:15	13:12	20:27	0:39	21:07	 <div>1st Mile 2nd Mile 3rd Mile</div>	
	Mile Avg./ Mile 1-2 Diff.	6:49	0:42	6:57	7:15				
2)	Hammesfahr, Rachel	[70]	6:24	13:46	21:43	0:43	22:27	 <div>1st Mile 2nd Mile 3rd Mile</div>	
	Mile Avg./ Mile 1-2 Diff.	7:14	0:58	7:22	7:57				
3)	Hollowell, Emily	[85]	6:48	14:24	22:04	0:41	22:46	 <div>1st Mile 2nd Mile 3rd Mile</div>	
	Mile Avg./ Mile 1-2 Diff.	7:21	0:48	7:36	7:40				
4)	McKee, Shanee	[114]	6:56	14:37	22:37	0:43	23:21	 <div>1st Mile 2nd Mile 3rd Mile</div>	
	Mile Avg./ Mile 1-2 Diff.	7:32	0:45	7:41	8:00				
5)	Ussery, Alycia	[124]	7:03	14:51	22:46	0:43	23:30	 <div>1st Mile 2nd Mile 3rd Mile</div>	
	Mile Avg./ Mile 1-2 Diff.	7:35	0:45	7:48	7:55				
6)	Barnes, Katie Jo	[134]	6:59	14:49	22:53	0:44	23:38	 <div>1st Mile 2nd Mile 3rd Mile</div>	
	Mile Avg./ Mile 1-2 Diff.	7:37	0:51	7:50	8:04				
7)	Giorgianni, Chloe	[141]	7:03	14:55	23:04	0:44	23:49	 <div>1st Mile 2nd Mile 3rd Mile</div>	
	Mile Avg./ Mile 1-2 Diff.	7:41	0:49	7:52	8:09				
RHHS GIRLS TOP 5			398 pts	6:41	14:10	23:04	0:44	22:38	<div>1st Mile 2nd Mile 3rd Mile</div>
	Mile Avg./ Mile 1-2 Diff.	7:26	0:47	7:28	8:09				
	1-5 Time Gap	2:23							

Course: 5K, 2x long moderate hills, 4x short & steep hills, 2x long gradual hills, solid footing, 1.5 mile loop x2.

Conditions: 1:45 PM, Warm, 72°, Sunny.

Competition: 32 Teams; 223 Varsity Runners; 15/32; 1-Dunwoody (86) 2-Lakeside (135) 3-Flowery Branch (153) 4-McIntosh (153) 5-Lakeside Evans (207) 6-Winder-Barrow (216) 7-Whitewater (217) 8-Northview (289) 9-E.Paulding (291) 10-Starr's Mill (302) 11-N.Paulding (310) 12-Allatoona (338) 13-Northgate (387) 14-Rome (390) **15-RHHS (398)** 16-Pope (412) 17-Evans (445) 18-Creekview (449) 19-Greenbrier (483) 20-N.Atlanta (493) 21-Riverwood (528) 22-Loganville (548) 23-Clarke Central (591) 24-Tucker (640) 25-Northside (703) 26-Bradwell (708) 27-Houston (744) 28-Ware (834) 29-Effingham (835) 30-Bainbridge (846) 31-Thomas Co. Central (874) 32-Lee (917)

Comments: Strongest year yet. Strong finish to the season that each of you should be proud of. You all have so much light in front of you. Is a top 10 team finish possible???

	Name	Place	1 st Mile	2 nd Mile	3 rd Mile	1 Tenth	TIME		
1)	Jones, Corey	[6]	5:13	10:52	16:32	0:30	17:03	 <div>1st Mile 2nd Mile 3rd Mile</div>	
	Mile Avg./ Mile 1-2 Diff.	5:30	0:26	5:39	5:40				
2)	Jacobsen, Dax	[65]	5:25	11:36	18:00	0:34	18:35	 <div>1st Mile 2nd Mile 3rd Mile</div>	
	Mile Avg./ Mile 1-2 Diff.	6:00	0:46	6:11	6:24				
3)	Hicks, Tanner	[83]	5:27	11:39	18:10	0:35	18:46	 <div>1st Mile 2nd Mile 3rd Mile</div>	
	Mile Avg./ Mile 1-2 Diff.	6:03	0:45	6:12	6:31				
4)	Martin, Clint	[164]	5:50	12:32	19:19	0:37	19:56	 <div>1st Mile 2nd Mile 3rd Mile</div>	
	Mile Avg./ Mile 1-2 Diff.	6:26	0:52	6:42	6:47				
5)	Walker, Zarrius	[167]	5:45	12:26	19:21	0:37	19:59	 <div>1st Mile 2nd Mile 3rd Mile</div>	
	Mile Avg./ Mile 1-2 Diff.	6:27	0:56	6:41	6:55				
6)	Price, Gareth	[167]	5:52	12:38	19:25	0:37	20:03	 <div>1st Mile 2nd Mile 3rd Mile</div>	
	Mile Avg./ Mile 1-2 Diff.	6:28	0:54	6:46	6:47				
7)	May, Drew	[186]	6:00	12:43	19:41	0:38	20:20	 <div>1st Mile 2nd Mile 3rd Mile</div>	
	Mile Avg./ Mile 1-2 Diff.	6:33	0:43	6:43	6:58				
RHHS BOYS TOP 5			474 pts	5:32	11:49	18:16	0:35	18:51	 <div>1st Mile 2nd Mile 3rd Mile</div>
	Mile Avg./ Mile 1-2 Diff.	6:05	0:45	6:17	6:27				
	1-5 Time Gap	2:56							

Course: 5K, 2x long moderate hills, 4x short & steep hills, 2x long gradual hills, solid footing, 1.5 mile loop x2.

Conditions: 1:00 PM, Warm, 72°, Sunny.

Competition: 32 Teams; 223 Varsity Runners; 17/32; 1-McIntosh (54) 2-Flowery Branch (84) 3-Pope (142) 4-Greenbrier (152) 5-Starr's Mill (216) 6-Lakeside (250) 7-Lakeside Evans (257) 8-Winder-Barrow (355) 9-Sequoyah (362) 10-Allatoona (379) 11-N.Paulding (405) 12-Dunwoody (413) 13-Clark Central (415) 14-Bradwell (431) 15-Union Grove (437) 16-Rome (461) **17-RHHS (474)** 18-Creekview (481) 19-Clarkston (490) 20-SW Dekalb (490) 21-Bainbridge (503) 22-Gainesville (509) 23-Northview (520) 24-Effingham (522) 25-Ola (529) 26-S.Paulding (557) 27-Evans (633) 28-Northside (684) 29-Glynn Acad. (711) 30-Warner Robins (769) 31-Lee County (903) 32-Harris County (973)

Comments: Solid finish to an amazing year. This meet was such a learning experience for you all. The ground work has been laid for an amazing year next year. Is a top 10 team finish possible???